



Quick Guide to Updating Gesvatec

This guide provides basic instructions for updating the GESVATEC Labeling Software to the latest version.

01. Requirements



- » Have the Gesvatec Labeling Software (version 4.0.0.0 or higher) installed
- » Windows user account with administrator privileges
- » Internet connection (to download the update file)




If you have the Gesvatec Labeling Software version 3.0.9.0 or lower installed, please email us at soporte@gesvatec.com and we'll assist you with the update process.




02. Update process



Log in to <https://www.gesvatec.com> with your credentials.



In the **Downloads** section (at the bottom of the Intra web page) you will find the Gesvatec update file. Download it by clicking the  button.

Name	Type	Version	Date	Size	
Gesvatec	Labelling	5.0.2.0	13/12/2017	0.64 Mb.	
Remote Support	Utilities	2.0.0.0	05/01/2017	10.47 Mb.	
Manual: Labelling software (New version 5)	Documentation	1.0.6.0	18/04/2018	1.15 Mb.	



Run the file and follow the updater's instructions. The whole update process should only take a couple of minutes.



Gesvatec Support Team (GST)

If you have any problems or questions regarding the update process, please send your queries to soporte@gesvatec.com

